

School Name/Stamp

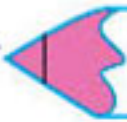
Worksheet No. 46

Date / /

Name: _____

 CW

Roll No.: _____ Section _____


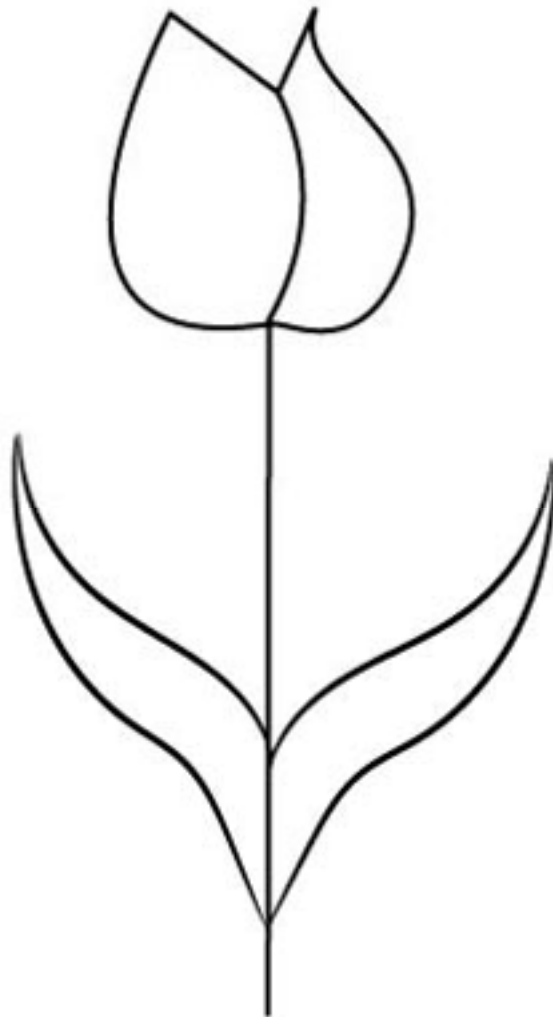
 HW

HANDPRINT FLOWER-TULIP



Dip your hand in green. Press gently on the leaves and the stem. Do the same with colour red to make the flower petals.

Let it dry. Your spring flower tulip is ready!



Teacher's Signature _____